



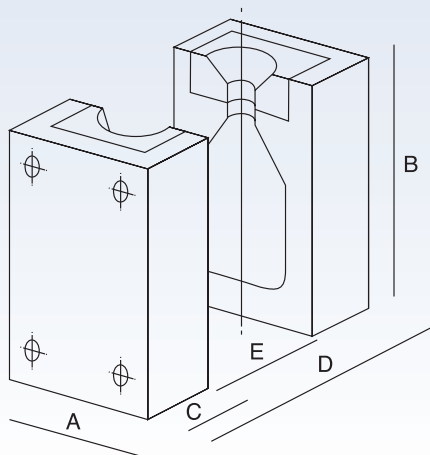
Continuous Extrusion Shuttle Blow Molding Machine

For Production of Plastic Containers



General Specifications

	US						Metric					
Carriage Horizontal Shuttle Stroke	16 inches						400 mm					
Dry Cycle	1.900s						1.900s					
Clamp Force	8 US tons						70 kN					
Air Pressure	87 -116 psi						6 - 8 bar					
Air Consumption (Estimated)	53 cfm						1500 lt/min					
Hydraulic Cooling Capacity	23,794 btu/hr						6000 kcal/hr					
Mold Cooling Capacity	674 btu/hr (HDPE)						170 kcal/hr (HDPE)					
Water Cooling Pressure (Min)	51 psi						3.5 bar					
Pump Motor Power	20 hp						15 kW					
Total Power Installed (Estimated)	115 kW						115 kW					
Dimensions	161 x 177 x 12 inches						4100 x 4500 x 3000 mm					
Total Weight	17,640 lbs						8000 kg					
Production Possibilities												
CAVITIES	1	2	3	4	5	6	1	2	3	4	5	6
Max Center	-	7 inches	5 inches	3 inches	2.6 inches	2 inches	-	180 mm	125 mm	85 mm	65 mm	55 mm
Max Container Width	7.4 inches	6 inches	4.inches	3 inches	2 inches	1.8 inches	190 mm	150 mm	100 mm	75 mm	50 mm	45 mm
Max Container Height	12 inches	12 inches	11 inches	11 inches	9.8 inches	9.8 inches	315 mm	315 mm	280 mm	280 mm	250 mm	250 mm
Max Container Depth	5.5 inches	-	-	-	-	-	140 mm	-	-	-	-	-
Container Capacity Approx	1.3 gals	.4 gals	.3 gals	.2 gals	.1 gals	.4 gals	5 L	1.5L	1 L	.75 L	.5 L	1.33 L
Extruders												
	70/24D			80/24D WT			70/24D			80/24D		
Screw Diameter	3 inches			3.5 inches			70 mm			80 mm		
Extruder Motor Power	49 hp			78 hp			36.5 kW			58 kW		
Max Throughput = PE	243 lbs/hr			342 lbs/hr			110 kg/hr			155 kg/hr		
Max Throughput = PP	187 lbs/hr			231 lbs/hr			85 kg/hr			105 kg/hr		
Heating Power	13.1 kW			18.3 kW			13.1 kW			18.3 kW		
Clamping												
Max Width (A)	16 inches						395 mm					
Min Length (B)	15 inches						380 mm					
Minimum Depth (C)	4 inches						100 mm					
Clamp Open Max Daylight (D)	14 inches						360 mm					
Open Stroke (E)	6 inches						160 mm					
Mold Weight Max	220 lbs						100 kg					



Jomar[®]

Exclusive North American Distributor
of Automa EBM Machines

automa by **magic**

115 East Parkway Drive
Egg Harbor Township, NJ 08234 USA
1-609-646-8000
jomarcorp.com
sales@jomarcorp.com